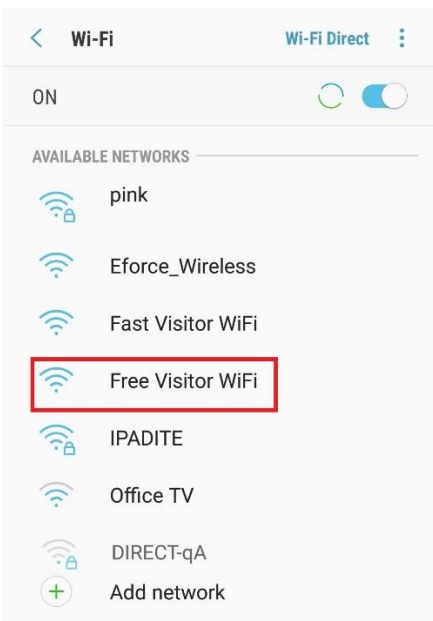





Hello and welcome to Olympia London

We offer complimentary WiFi to all our visitors. To get connected to this service please follow our step by step guide below.


Step 1: Go to your device settings; switch on WiFi and select 'Free Visitor WiFi'. Please enter WiFi settings and make sure it is on:



Step 2: Once selected, the WiFi home page will pop up. If not, open your browser and you will be directed to the following homepage:



Step 3: Tick the box to agree to the Terms and conditions and click connect:



Step 4: You are now connected and will have complimentary WiFi access for seven days.



FAQs

How fast is the WiFi?

The service is a 0.5mb uncontested connection, dedicated to your device.

Do I have to register again each day?

No. After you have logged in once, the network will remember your device for seven days. If the WiFi is left inactive your access will expire after 3 days.

What happens if I go outside?

You can leave the venue and, when you return, you'll automatically be logged back in as the system identifies your device via a unique mac address.

My WiFi has stopped working. What can I do?

It may be that your device has gone idle or to sleep. In which case try refreshing your connection by disabling, and then enabling the WiFi on your device.

I need technical support, who can I call?

As this is a complimentary service, we do not offer technical support to individuals. If you would like to upgrade to a faster, supported service call our WiFi team, eForce, on 020 7598 2400.